

Implementação do gerador de código

```

public class Instruction {
    public byte op;           // op-code (0 .. 15)
    public byte r;           // register field (0 .. 15)
    public byte n;           // length field (0 .. 255)
    public short d;          // operand field (-32767 .. +32767)

    public static final byte // op-codes (Table C.2)
        LOADop    = 0,  LOADAop  = 1,
        LOADIop   = 2,  LOADLop   = 3,
        STOREop   = 4,  STOREIop  = 5,

        CALLop    = 6,  CALLIop   = 7,
        RETURNop  = 8,
        PUSHop    = 10, POPop     = 11,
        JUMPop    = 12, JUMPIop   = 13,
        JUMPIFop  = 14, HALTop    = 15;

    public static final byte // register numbers (Table C.1)
        CBr = 0,  CTr = 1,  PBr = 2,  PTr = 3,
        SBr = 4,  STr = 5,  HBr = 6,  HTr = 7,
        LBr = 8,  L1r = 9,  L2r = 10, L3r = 11,
        L4r = 12, L5r = 13, L6r = 14, CPr = 15;

    public Instruction (byte op, byte r, byte n,
                       short d)
    { ... }
}

```

```
private Instruction[] code = new Instruction[1024];  
private short nextInstrAddr = 0; // address of next instruction  
                                // to be stored in code
```

```
private void emit (byte op, byte n, byte r, short d) {  
    // Append an instruction with fields op, n, r, d to the object program.  
    code[nextInstrAddr++] =  
        new Instruction(op, n, r, d);  
}
```

Phrase class	Visitor/encoding method	Behavior of visitor/encoding method
Program	visitProgram	Generate code as specified by ' <i>run P</i> '.
Command	visit...Command	Generate code as specified by ' <i>execute C</i> '.
Expression	visit...Expression	Generate code as specified by ' <i>evaluate E</i> '.
V-name	visit...Vname	Return an entity description for the given value-or-variable-name (explained in Section 7.3.)
Declaration	visit...Declaration	Generate code as specified by ' <i>elaborate D</i> '.
Type-denoter	visit...TypeDenoter	Return the size of the given type.

```
public Object visitProgram (Program prog, Object arg);  
    // Generate code as specified by 'run prog'.  
  
public Object visit...Command  
    (...Command com, Object arg);  
    // Generate code as specified by 'execute com'.  
  
public Object visit...Expression  
    (...Expression expr, Object arg);  
    // Generate code as specified by 'evaluate expr'.  
  
public Object visit...Declaration  
    (...Declaration decl, Object arg);  
    // Generate code as specified by 'elaborate decl'.
```

```
private void encodeFetch (Vname vname);  
    // Generate code as specified by 'fetch vname'.  
  
private void encodeAssign (Vname vname);  
    // Generate code as specified by 'assign vname'.
```

```
public Object visitProgram          run [[C]] =  
    (Program prog,                    
     Object arg) {                   
    prog.C.visit(this, arg);       execute C  
    emit(Instruction.HALTop, 0, 0, 0); HALT  
}
```

```
public Object visitAssignCommand           execute  $\llbracket V := E \rrbracket =$   
        (AssignCommand com,  
         Object arg) {
```

```
    com.E.visit(this, arg);           evaluate E  
    encodeAssign(com.V);              assign V  
    return null;
```

```
}
```

```
public Object visitCallCommand           execute  $\llbracket I ( E ) \rrbracket =$   
        (CallCommand com,  
         Object arg) {
```

```
    com.E.visit(this, arg);           evaluate E  
    short p = address of primitive routine  
                named com.I;
```

```
    emit(Instruction.CALop,           CALL p  
         Instruction.SBr,  
         Instruction.PBr, p);
```

```
    return null;
```

```
}
```



```

public Object visitSequentialCommand      execute  $\llbracket C_1 ; C_2 \rrbracket =$ 
      (SequentialCommand com,
       Object arg) {
    com.C1.visit(this, arg);              execute  $C_1$ 
    com.C2.visit(this, arg);              execute  $C_2$ 
    return null;
}

public Object visitLetCommand             execute  $\llbracket \text{let } D$ 
      (LetCommand com,                      in } C \rrbracket =
       Object arg) {
    com.D.visit(this, arg);                elaborate  $D$ 
    com.C.visit(this, arg);                execute  $C$ 
    short s = amount of storage allocated by  $D$ ;
    if (s > 0)                               if  $s > 0$ 
        emit(Instruction.POPop, 0, 0, s);     POP(0) s
    return null;
}

```

```

public Object visitIntegerExpression      evaluate [[IL]] =
        (IntegerExpression expr,
         Object arg) {
    short v = valuation(expr.IL.spelling);
    emit(Instruction.LOADLop, 0, 0, v);      LOADL v
    return null;
}

public Object visitVnameExpression      evaluate [[V]] =
        (VnameExpression expr,
         Object arg) {
    encodeFetch(expr.V);                    fetch V
    return null;
}

```

<pre> public Object visitUnaryExpression (UnaryExpression expr, Object arg) { expr.E.visit(this, arg); short p = address of primitive routine named expr.O; emit(Instruction.CALOp, Instruction.SBr, Instruction.PBr, p); return null; } </pre>	<pre> <i>evaluate</i> $\llbracket O E \rrbracket =$ <i>evaluate</i> E CALL p </pre>
<pre> public Object visitBinaryExpression (BinaryExpression expr, Object arg) { expr.E1.visit(this, arg); expr.E2.visit(this, arg); short p = address of primitive routine named expr.O; emit(Instruction.CALOp, Instruction.SBr, Instruction.PBr, p); return null; } </pre>	<pre> <i>evaluate</i> $\llbracket E_1 O$ $E_2 \rrbracket =$ <i>evaluate</i> E_1 <i>evaluate</i> E_2 CALL p </pre>

```
public final class Encoder implements Visitor {  
    ... // Auxiliary methods, as above.  
    ... // Visitor/encoding methods, as above.  
  
    public void encode (Program prog) {  
        prog.visit(this, null);  
    }  
}
```

For instance, in Example 7.3 we saw the translation of 'while $i > 0$ do $i := i - 2$ '. Here we show in detail how `visitWhileCommand` generates this object code:

(1) It saves the next instruction address (say 30) in `j`.

(2) It generates a JUMP instruction with a zero address field:

```
30: JUMP 0
```

(3) It saves the next instruction address (namely 31) in `g`.

(4) It translates the subcommand ' $i := i - 2$ ' to object code:

```
31: LOAD  i
32: LOADL 2
33: CALL  sub
34: STORE i
```

(5) It takes the next instruction address (namely 35), and patches it into the address field of the instruction whose address was saved in `j` (namely 30):

```
30: JUMP 35
```

(6) It translates the expression ' $i > 0$ ' to object code:

```
35: LOAD  i
36: LOADL 0
37: CALL  gt
```

(7) It generates a JUMPIF instruction whose address field contains the address that was saved in `g` (namely 31):

```
38: JUMPIF(1) 31
```

<pre> public Object visitWhileCommand ((WhileCommand com, Object arg) { short j = nextInstrAddr; emit(Instruction.JUMPop, 0, Instruction.CBr, 0); short g = nextInstrAddr; com.C.visit(this, arg); short h = nextInstrAddr; patch(j, h); com.E.visit(this, arg); emit(Instruction.JUMPIFop, 1, Instruction.CBr, g); return null; } </pre>	<pre> <i>execute</i> [while <i>E</i> do <i>C</i>] = <i>j</i>: JUMP <i>h</i> <i>g</i>: <i>execute C</i> <i>h</i>: <i>evaluate E</i> JUMPIF(1) <i>g</i> </pre>
--	---

```

public Object visitIfCommand
        (IfCommand com,
         Object arg) {
    com.E.visit(this, arg);
    short i = nextInstrAddr;
    emit(Instruction.JUMPIFop, 0,
         Instruction.CBr, 0);
    com.C1.visit(this, arg);
    short j = nextInstrAddr;
    emit(Instruction.JUMPop, 0,
         Instruction.CBr, 0);
    short g = nextInstrAddr;
    patch(i, g);
    com.C2.visit(this, arg);
    short h = nextInstrAddr;
    patch(j, nextInstrAddr);
    return null;
}

```

```

execute [[if E
           then C1
           else C2]] =
    evaluate E
    i:
    JUMPIF(0) g

    execute C1
    j:
    JUMP h

    g:

    execute C2
    h:

```

```
private void patch (short addr, short d) {  
    // Store d in the operand field of the instruction at address addr.  
    code[addr].d = d;  
}
```


Observações

- No projeto, não iremos fazer backpatching;
- Referenciar os endereços de memória através de rótulos simbólicos;
- Desvio do fluxo de controle e chamada de procedimentos e funções.

(b) Decorated AST with attached entity descriptions:

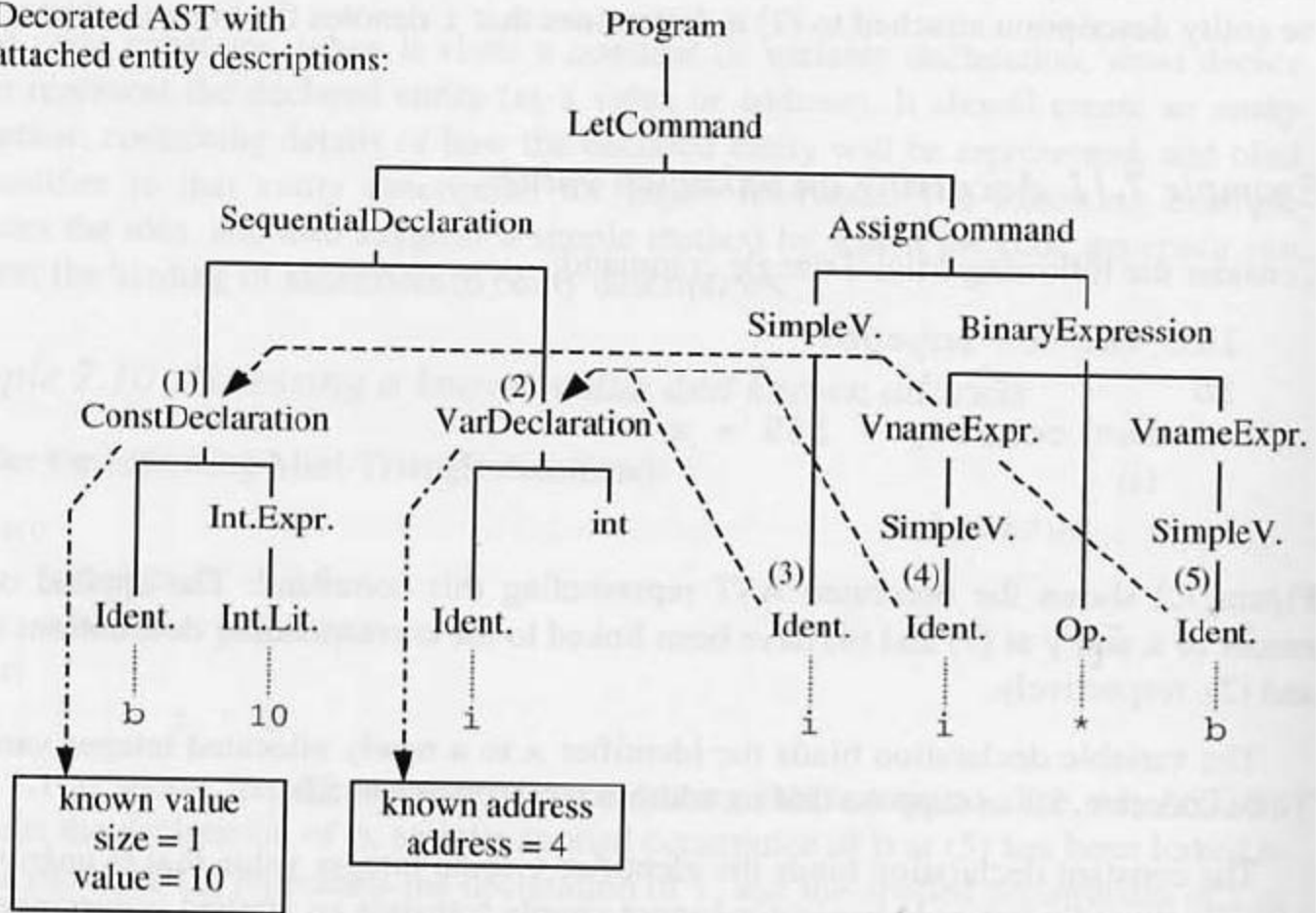


Figure 7.1 Entity descriptions for a known value and a known address.

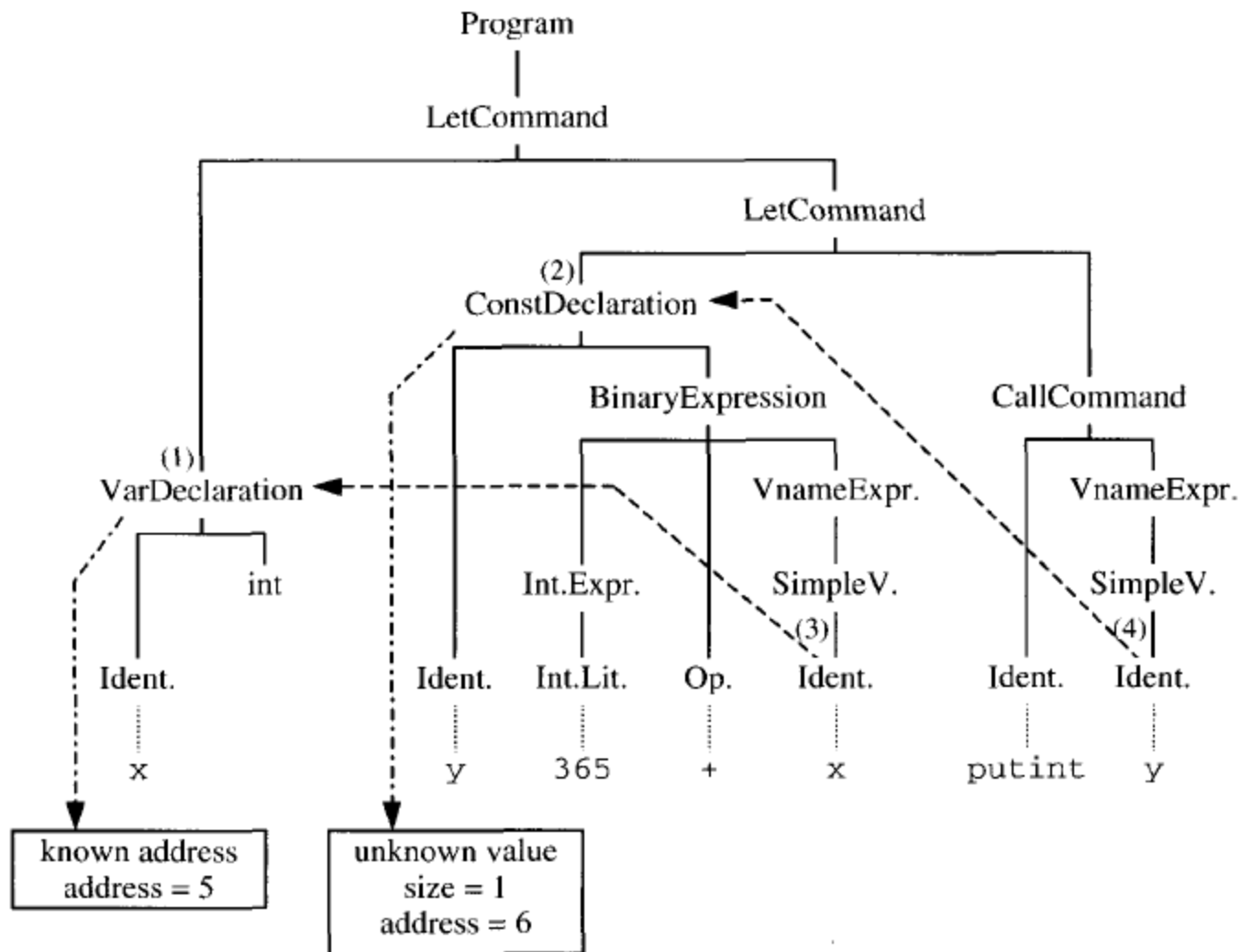
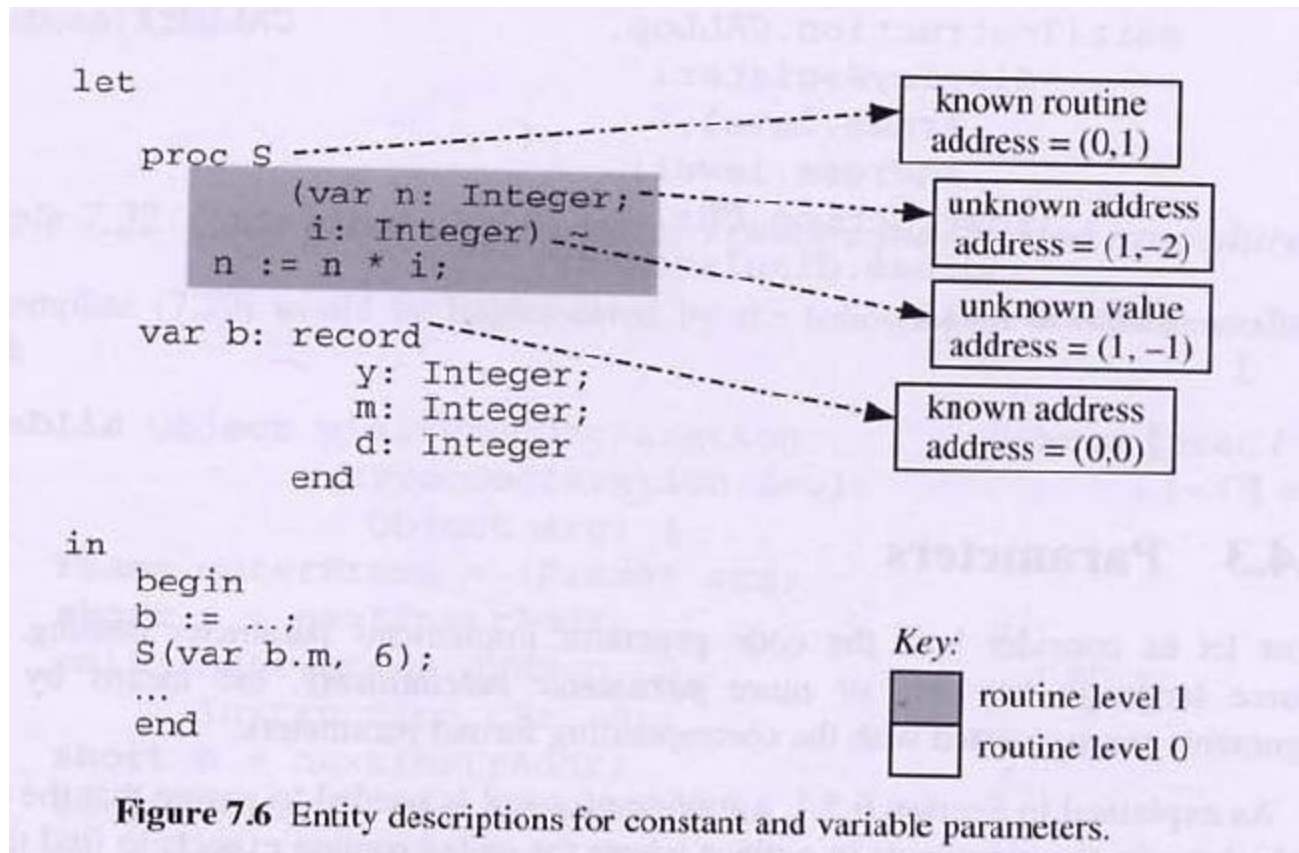


Figure 7.2 Entity descriptions for a known address and an unknown value.



In declarations, identifiers may be bound to entities such as *values* and *addresses*. Each entity may be either *known* or *unknown* (at compile-time). All combinations are possible, and all actually occur in some languages:

- ***Known value***: This describes a value bound in a constant declaration whose right side is a literal.
- ***Unknown value***: This describes a value bound in a constant declaration whose right side must be evaluated at run-time, or an argument value bound to a constant parameter.
- ***Known address***: This describes an address allocated and bound in a variable declaration.
- ***Unknown address***: This describes an argument address bound to a variable parameter.

We can systematically deal with both known and unknown entities by the techniques illustrated in Examples 7.10 and 7.11. In general:

- If an identifier I is bound to a *known* entity, the code generator creates an entity description containing that known entity, and attaches that entity description to the declaration of I . It translates each applied occurrence of I to that known entity.
- If an identifier I is bound to an *unknown* entity, the code generator generates code to evaluate the unknown entity and store it at a known address, creates an entity description containing that known address, and attaches that entity description to the declaration of I . At each applied occurrence of I , the code generator generates code to fetch the unknown entity from the known address.

The auxiliary function $display-register(cl, l)$ selects the display register that will enable code at routine level cl to address a variable declared at routine level l :

$$display-register(cl, l) = \begin{cases} \text{SB} & \text{if } l = 0 & (7.20a) \\ \text{LB} & \text{if } l > 0 \text{ and } cl = l & (7.20b) \\ \text{L1} & \text{if } l > 0 \text{ and } cl = l + 1 & (7.20c) \\ \text{L2} & \text{if } l > 0 \text{ and } cl = l + 2 & (7.20d) \\ \dots & \dots & \dots \end{cases}$$

fetch $\llbracket I \rrbracket =$ (7.39)

(i) if I is bound to a known value:

LOADL v where $v =$ value bound to I

(ii) if I is bound to an unknown value or known address:

LOAD(s) $d[r]$ where $s =$ size(type of I),
 (l, d) = address bound to I ,
 $cl =$ current routine level,
 $r =$ display-register(cl, l)

(iii) if I is bound to an unknown address:

LOAD(1) $d[r]$
LOADI(s) where $s =$ size(type of I),
 (l, d) = address bound to I ,
 $cl =$ current routine level,
 $r =$ display-register(cl, l)

